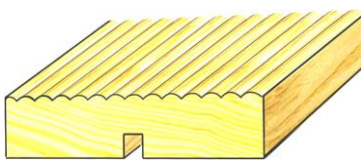
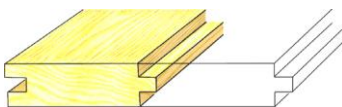
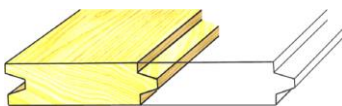


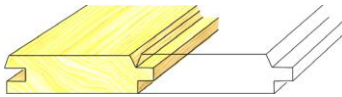
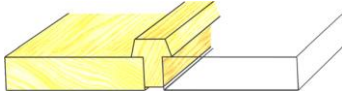


## SCHILLIGER Planed products



### Exterior claddings:

T-shaped slat cladding  
Cover strip cladding  
Tapered weatherboarding  
Chalet cladding  
Blood patina cladding  
Rabbit cladding unilateral/alternating  
Parallel boards

### Panelling:

Chamfer panelling  
Bladed chamfer panelling  
Visible groove panelling  
Round profile panelling  
Groove and comb without chamfer  
Acoustic panelling

### Floors:

Flooring belts  
Tongue cladding  
Groove and comb up to 60 mm  
Double groove comb up to 120 mm

### Various:

Rhomboid cladding  
Grooved balcony flooring  
Round cladding  
Grate laths  
Edge laths  
Thickened laths  
Laths planed on all four edges

All planing products are available with planed, raw or brush-finished surface. Wood species: Spruce, other species, eg. fir, larch, douglas fir on request.



### Surface treatment:

Standard: Ruco stains / Pentol lacquer  
Sprayed or brushed depending on the product.  
Other colours according to NCS / RAL  
  
Pressure treatment green  
Pressure treatment brown  
Blood patina

### Radiussed edges



We recommend radiussed edges for exterior claddings as this guarantees a better adhesion of the surface treatment.